



TERRACES THAT SET THE STAGE

Garden design with solid wood decking boards



RIF 00 gr/gn | Larix, Siberian Larch, 26,5 x 140 mm

MOCOPINUS	04
<hr/>	
TYPES OF WOOD	08
<hr/>	
PROFILES	
<hr/>	
Premium quality terrace decking boards	10
Setting the stage for your garden	
SURFACE TREATMENT	
<hr/>	
Surfaces: The crowning glory of any timber	12
The best nature has to offer – a feast for the eyes	
CLASSIC	14
Solid wood without previous treatment	
X-TRA Apexline¹⁰	16
Natural greying	
SPECIAL Thermoline	18
Protected through special heat treatment	
Solid PINUFORM decking boards	20
Long live your boards and the soul of your timbers	
COMPLETE TERRACE SYSTEM	
<hr/>	
The charm and allure of PINUFIX	22
The trick with the clip	
PINUFIX profiles	26
Easy to lay – immaculate for an eternity	
The PINUFORM terrace system	28
Solid decking boards for a robust result	
PINUFORM profiles	30
The design you desire – durability by design	
PRODUCT KNOWLEDGE	32
<hr/>	
PRODUCT OVERVIEW	42
<hr/>	



MOCOPINUS. A COMPANY
FOCUSED ON SUSTAINABILITY

LEADING PRODUCER OF
PREMIUM QUALITY WOOD
PRODUCTS

SINCE 1865

IN-HOUSE RESEARCH
AND PAINT LABS

OUTSTANDING FINISHES

PICTURE-PERFECT PROCESSES

RIF 00 gr/gn | Douglas fir, 26,5 x 140 mm

MOCOPINUS – THE PURE AESTHETICS OF WOOD

Wood: steeped in tradition, destined to last

Wood epitomises everything people desire in a natural building material. More than ever, its feel fascinates us – its touch, its radiance, its amazing technical properties, its outstanding contribution to our environment. When you decide in favour of a renewable material like wood, you also help reduce carbon emissions. Building with wood actively helps conserve valuable resources and look after our planet.

MOCOPINUS are one of Germany's leading planing mills and we're proud that we only use wood from sustainably managed forests. So it goes without saying that all of our wood comes with PEFC or FSC® certification. Also, our surface treatments (wood varnishes, greying glaze, interior wood paints, wax-based wood varnish) were awarded the Blue Angel eco-label by the Federal Environmental Agency, underscoring our respect for nature and the environment.

We know how important it is to be 100% sure when you buy a product and how important it is to know that a material can be relied on over time. So for us, adhering to all international building standards is an absolute given. MOCOPINUS were the first planing mill in Germany to implement all European standards applicable to timber products.

The processes we use to finish our solid wood cladding boards are particularly environmentally friendly. In fact, ecological considerations are central to all areas of production at MOCOPINUS, spanning all processes and operations. Accordingly, MOCOPINUS also became the first planing mill in Europe to gain EMAS certification for its documented environmental management procedures.

► MADE IN GERMANY



More information to our
certifications on page 37



G4R 00 | Apexline¹⁰, Oak, 21 x 150/21 x 58 mm

WOOD – PROFILES – FINISHES – SYSTEMS

The perfect start to a perfect finish.

MOCOPINUS are known for looking at the broader picture – the entire system, from start to finish. To do this:

- we select wood with the ideal properties for any given application
- we carefully process each meticulously designed section of wood – not just to look right, but also to function properly

WOOD



Wood is a natural material, pure and highly valued – and at MOCOPINUS, it's central to everything we produce. All of the wood we use is sourced from sustainably managed forests, with a particular preference for slow-growth Nordic coniferous wood.

PROFILES



Our solid wood decking boards offer a variety of benefits and are ideal for laying the perfect floor – almost like having your very own outdoor living room. Each board has been specially designed to fight off the elements, even on terraces or wooden patios that are exposed to years of harsh conditions. The decking system provides a variety of useful construction options for achieving attractive designs, with specially protected wood components that fit like a glove.

FINISH



MOCOPINUS use wood finishing processes that are the result of years of intensive research and a wealth of processing experience. To match the quality of boards to the requirements of modern terraces, sections can be left untreated, thermally treated, given a greying glaze or made out of wood-plastic composites (WPC). For optimum protection and care, you can protect boards with our special wood oil. These oils preserve the weathering properties and colour of boards and, if applied regularly, help maintain the beauty, function and natural qualities of the wood for many years.

SYSTEM



MOCOPINUS offer two complete terrace decking systems to allow you to achieve the design and function you are looking for. Each system has been ingeniously thought through to bring together a unique combination of wood varieties and boards. These are accompanied by a high quality substructure, special mounting materials and quality finishes. With so many options to choose from, it's easy to plan and select the ideal system, and laying the terrace is quick and uncomplicated.



RIF 00 gr/gn | Larix, Siberian Larch, 32,5 x 140 mm

TIMBERS WITH THEIR OWN PERSONALITY

A unique character, carved by the hand of nature

LARIX



SIBERIAN LARCH

Siberian larch is well known for its particularly slow growth rate. As a result, it is tough and good at retaining its natural shape. Larch has extremely fine contours and a tendency to contain tight rings. Its magnificent reddish brown to golden yellow colour makes it particularly suitable for untreated use and natural greying. Alternatively, it can be deliberately finished in grey.

DOUGLAS



EUROPEAN DOUGLAS FIR

With its wide growth rings and well-defined knots, Douglas fir is easy to recognise. The wood is reddish brown and naturally weather-resistant so it can also be used untreated. The material hardens over time as it ages.

QUERCUS



OAK

Oak is a symbol of durability and strength. For a wood, it's extremely hard and remains hard-wearing over time, even when exposed to the elements. Normally it is a greyish yellow colour, or light brown, with clear growth rings and marked, uniform contours. As a result, it's ideal for outdoor use, even without treatment.

PINUS



NORDIC PINE

The wood of the Nordic pine has appealing contours with relatively pronounced knots. The heat-treated solid wood sections made by MOCOPINUS have a reduced tendency to shrink and swell and are extremely durable. Over time, Nordic pine turns darker but it never loses the unique natural character of the timber.

PINUFORM



WOOD-PLASTIC COMPOSITES (WPC)

The MOCOPINUS wood-plastic composite range includes a variety of materials, each specially made with wood fibres and selected polymers using highly sophisticated manufacturing techniques. Our advanced production methods are used to provide a variety of Pinuform options for your terrace – decking boards without splinters or cracking, boards that are pleasant to walk on (especially barefoot), timbers that don't warp, are not slippery, are easy to look after and last.



PINUFORM DGP 230 cl | Grooved, 25 x 175 mm

RIF

Ribbed decking boards, planed

RIF 00 gr/gn

*

RIF 00 gr/gr

Classic ribbed decking boards lighten up the atmosphere on a terrace, with plenty of ways to mix and match designs and a variety of practical features. The surface does not overheat on hot summer days and depending on the orientation of the boards, rainwater simply runs off. As a result, there are no worrying puddles, so even when wet, the decking boards are not slippery and the sections dry quickly.


PREMIUM QUALITY TERRACE DECKING BOARDS

Setting the stage for your garden

G4R

Boards with smooth and rounded edges on all four corners

G4R 00 g/g



Smoothly planed decking boards turn your terrace into a time-less classic. The subtle appearance – reminiscent of boards on ship decks – is a highlight of any garden and makes each area look more expansive.

PINUFIX

Solid decking profiles with concealed fittings

G4R 00 bb jn



DPJ 300 cj

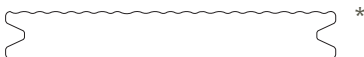


Our solid decking boards have been designed to work with the innovative Pinufix system to include a complete range of terrace solutions. There are two precisely cut grooves down the back of each section to allow each element to be fixed easily to the mounting clips, slotting permanently and invisibly into place. The special Thermoline G4R 00 bb jn decking boards come with a lightly cambered surface (crowning) to allow water to run down the sides more easily, prevent hollowing and stop rainwater gathering into puddles.


PINUFORM

Solid decking profiles – the Pinuform terrace system

DTS 110 cl



DGP 230 cl



All Pinuform solid decking boards come with these profiles as part of the complete MOCOPINUS terrace system. This provides you with plenty of ways to use these low-maintenance, highly durable wood-plastic composite materials to create the terrace you've been looking for.

10 years
GUARANTEE

* The boards have a different appearance on the front and the back. As they can be mounted either way, it's your choice which finish you prefer.



For a selection of colours turn to page 20




G4R 00 | Apexline¹⁰, Oak, 21 x 150/21 x 58 mm

SURFACES: THE CROWNING GLORY OF ANY TIMBER

The best nature has to offer – prepared professionally

Your garden and MOCOPINUS wood – a perfect combination. Solid decking profiles from MOCOPINUS, in a variety of finishes. Different timbers, different surface structures, different treatments – providing plenty of ways for you to achieve the right look.

CLASSIC		Products
NATURAL – JUST AS NATURE INTENDED	These Douglas fir, larch and oak decking boards are also available without prior treatment – so they arrive in the same natural state as when they left our premises. Despite this, when boards are used outdoors they can be subjected to extreme conditions so we always recommend applying a protective coat of MOCOPINUS Profi-Line wood oil or our greying oil.	Larix Douglas Quercus
X-TRA		Products
SMOOTH & COLOUR	You will be amazed at how innovative our planed solid decking profiles are. All have been factory-finished with a transparent, water-based greying oil. Our new type of wood oil is solvent-free and penetrates deep inside the material for ideal protection. The result for you is a perfect finish, with open pores and a breathable surface which is not just good for the environment but also for your personal comfort.	Apexline ¹⁰
SPECIAL		Products
SMOOTH & WARMTH	Wood panels have been heat-treated to add protection and strength. This also results in superior performance along the entire board, reaching deep below the surface to maximise resistance and all-round wood quality to match outdoor use. To preserve the youthfulness of the boards and thus their long-term appearance, we always recommend treating them with a wood oil.	Thermoline
COMPOSITE		Products
SMOOTH. GOOD.	The surface of Pinuform is uniform, with fine contours. The solid decking boards are free of splinters and splits and have been carefully finished to produce a luxurious appearance.	Pinuform



RIF 00 gr/gr | Quercus, Oak, 21 x 150 mm

CLASSIC

Solid wood – without previous treatment

As well as factory-finished materials, we also offer you a selection of untreated solid timber boards to lay your terrace. We use Douglas fir, larch and oak to produce these boards as they offer high natural resistance to the elements and come with a variety of surface structures.

Using untreated boards as your starting point, you can then add your own personal touch with a variety of protective finishes to choose from, including the wood oil and grey glazing offered by the MOCOPINUS Profi-Line – perfect for preparing boards for a long life, even in challenging outdoor environments. Even after many years, your solid MOCOPINUS profiles will still delight with their appearance and durability.

Over time, untreated wood is affected by light and the elements and adopts a natural grey patina.



All wood oils offered in our MOCOPINUS professional lines can be ordered at

www.mocopinus.com

▶ ONLINE SHOP

CLASSIC



RIF 00 gr/gn | ribbed/
grooved, planed



RIF 00 gr/gr | ribbed/
ribbed, planed



G4R 00 | planed

Type of Wood	Thickness in mm	Width in mm	Lengths in m*	Surface treatment
Siberian Larch FSC®	26,5	140	3,00/4,00/5,10/6,00	CLASSIC – Larix
	44,5	140	3,00/4,00/5,10	
Douglas fir	26,5	140	3,00/3,60/4,00/4,20/4,80/5,00/5,40	CLASSIC – Douglas fir
	44,5	140	3,00/4,80	
Siberian Larch FSC®	26,5	140	3,00/4,00/5,10/6,00	CLASSIC – Larix
Siberian Larch	32,5	140	available upon request	CLASSIC – Larix
Europ. Oak	21	150	1,80/2,00	CLASSIC – Quercus
Siberian Larch FSC®	26,5	140	4,00	CLASSIC – Larix
	21	150	1,80/2,00	
Europ. Oak	21	150	1,80/2,00	CLASSIC – Quercus

*if available



G4R 00 | Apexline¹⁰, Siberian Larch, 26,5 x 140 mm



G4R 00 | Apexline¹⁰, Oak, 21 x 150/21 x 58 mm



G4R 00
Apexline¹⁰, Oak, 21 x 150/
21 x 58 mm

The solid timber X-TRA Apexline¹⁰ is good for bringing out the natural character of timbers. Intriguing patterns can be created by combining decking boards of different widths.

X-TRA Apexline¹⁰

Natural greying

Over time, it's entirely normal for untreated wood to be affected by light and the elements, so eventually it will adopt a natural grey patina. Our Apexline¹⁰ profiles are pre-treated in production to anticipate this natural process. We use an innovative water-based wood oil to steal a march on the greying of your wooden terrace so that from the moment the decking boards are in place, the stylish look and uniform colour stay the same.

The experts in the MOCOPINUS laboratories have succeeded in developing a solvent-free finish out of the new W type wood oil for internal and external application. Not only is it environmentally friendly, it also has no effect on your wellbeing as it's entirely free of fungicides and biocides. Also, it contains no harmful substances such as cobalt, lead or oximes. It releases a minimum amount of odour during processing, leaving you with a perfect finish with open pores and a breathable surface that does not fracture or flake and is easy to look after.

The new W type wood oil penetrates deep below the surface and offers outstanding protection to minimise the invasion of water and contaminants – your terrace looks simply wonderful and stays that way.



All wood oils offered in our MOCOPINUS professional lines can be ordered at

www.mocopinus.com

▶ ONLINE SHOP

NEW!

X-TRA

Apexline¹⁰ (Coating: 1x coat of paint without addition)

	Type of Wood	Thickness in mm	Width in mm	Lengths in m*	Colour
G4R 00 planed	Europ. Oak	21	150	1,80/2,40**	H-3064 oak grey
		21	58	2,40**	
	Siberian Larch FSC®	26,5	140	4,00	H-3064 oak grey

** both dimensions can be laid combined

*if available



G4R 00 bb jn | Thermoline, Nordic Pine, 26 x 118 mm



G4R 00 bb jn | Thermoline, Nordic Pine, 26 x 118 mm



G4R 00 bb jn | Thermoline, Nordic Pine, 26 x 118 mm

Subtle sophistication: your solid wood terrace with Special Thermoline decking boards is a picture of the glory of nature. Fixed with the complete Pinufix system, none of the mountings are visible.

SPECIAL Thermoline

Protected through special heat treatment

The heat-treated solid wood profiles are renowned for their significantly superior performance, with negligible likelihood of shrinkage or swelling and ultimate durability. Because the boards have a minimal tendency to absorb water, they are less prone to splitting, hollowing and damp rot. After heat treatment, Nordic pine looks darker but it loses nothing of its natural properties – quite the opposite, treatment highlights its unique features.

The heat treatment process actually lasts several days. Under controlled conditions, the temperature is carefully raised to over 220°C and extract all oxygen. Although it has a marked effect on the structure of the timber, heat treatment makes it possible to protect wood effectively without using chemicals or having to coat the wood. Importantly, it really makes timbers strong. The functional properties of wood are enhanced throughout the entire timber, deep below the surface. This makes the boards ideal for outdoor use. The result for you is a solid wood solution that pleases the eye and lasts – especially when you combine heat treatment with the many advantages offered by the complete Pinufix wood mounting and protection system.

Over time, untreated wood is affected by light and the elements and adopts a natural grey patina. If this does not match your personal preferences, you can also treat the surface with wood oil.

NEW!

The Special Thermoline series of MOCOPINUS solid timber profiles is provided as an integral part of the complete Pinufix terrace system – a particularly user-friendly way to create the look you require (pages 22-27)

SPECIAL

Thermoline



G4R 00 bb jn | planed

Type of Wood	Thickness in mm	Width in mm	Lengths in m*	Surface treatment
Nordic Pine	26	118	3,30/3,90/4,50	SPECIAL – Thermoline

*if available



PINUFORM DGP 230 cl | Plain, 25 x 175 mm

10 years
GUARANTEE

COMPOSITE STANDARD COLOURS AND SURFACES

	Timber	Stone	Grooved (brushed)	Plain (sanded)
P-0001 light grey				
P-0002 dark brown				
P-0004 anthracite				

The Pinuform line of solid timber decking boards from MOCOPINUS is provided as an integral part of our complete terrace decking system and is especially easy to mount (pages 22-31)

SOLID PINUFORM DECKING BOARDS




Long live your boards and the soul of your timbers

Solid wood Pinuform decking boards are splinter free and thus pleasant to walk on barefoot. They are also supremely resilient to inclement weather, they don't warp, they actually help prevent slipping and they're really easy to look after. Pinuform is made from 100% recyclable materials which also do their bit for the environment by locking in carbon dioxide. The Pinuform materials used in our wood-plastic composite (WPC) range of products are of extremely high quality and long-lasting. They also only absorb a very small amount of water. The natural timber fibres go through a special heat-treatment process to fuse them with environmentally friendly polypropylene. We use this WPC in our stylish solid Pinuform decking boards to offer customers a variety of benefits. In fact, this material is of such high quality that we offer a 10-year warranty as part of our standard terms and conditions.

Timeless and elegant – solid Pinuform boards have a smooth surface and a uniform appearance. We currently offer four looks for your terrace: timber effect, stone effect, ribbed effect and polished effect. We also offer an appealing variety of colours – light grey, dark brown and anthracite – providing you with plenty of ways to achieve different looks. Sometimes there are small, natural variations in the colour of boards as a result of differences in the wood content, but after a few weeks this disappears naturally through exposure to daylight.

If your plans go more in the direction of a round or oval terrace, this is also not a problem. The colour of Pinuform decking boards is uniform in all areas and all boards can be cut and laid to match any shape of terrace.

COMPOSITE

	Material	Thickness in mm	Width in mm	Lengths in m	Colour	10 years GUARANTEE
 DPJ 300 cj Plain, sanded	Wood-Plastic Composite	21	120	3,60/4,20/6,00	Composite standard colours	10 years GUARANTEE
 DTS 110 cl Timber/Stone	Wood-Plastic Composite	25	175	4,00/5,00/6,00	Composite standard colours	10 years GUARANTEE
 DGP 230 cl Grooved (brushed) / Plain (sanded)	Wood-Plastic Composite	25	175	4,00/5,00/6,00	Composite standard colours	10 years GUARANTEE



WIDE SELECTION OF DESIGNS

CONCEALED ATTACHMENT

PRECISE FITTING

NO DAMAGE TO WOOD
SURFACE

OPTIMUM AIR
RECIRCULATION

GUARANTEE OF UP TO
10 YEARS

PINUFIX DPJ 300 cj | Plain, 21 x 120 mm

THE CHARM AND ALLURE OF PINUFIX

The trick with the clip

The complete Pinufix terrace system opens the door to new realms of possibility. Each section is firmly fixed in place with totally concealed – and extremely weather-resistant – mounting clips, leaving surfaces completely undamaged.

The impression: it's as if the boards just floated into position. They're immaculate – no screws, no fixtures. The Pinufix design is not just long-lasting because the board surfaces are left intact, the innovative mounting system ensures that the position of each board is just right to protect the timbers – with sufficient space left between the decking and the substructure.


The Pinufix system provides you with a choice of solid decking boards made from heat-treated Nordic pine or our premium quality Pinuform WPC. Both materials are highly durable and resistant to the elements.

MOCOPINUS Pinufix. Perfection made easy. Like it just 'happened', yet fixed firmly into place. Simply amazing.



G4R 00 bb jn | Thermoline, Nordic Pine, 26 x 118 mm

COMPLETE PINUFIX TERRACE SYSTEM



WHAT LIES BENEATH

Parts that work, parts that hold tight

The complete Pinufix system comprises the solid decking boards themselves, mounting clips, the substructure and terrace mounts. All elements are produced by MOCOPINUS, so you can rest assured that everything fits like a glove. The result: uniform joins with clips that are shaped like harpoons to ensure everything sits tightly on the substructure behind the boards. All sections rest comfortably on the adjustable terrace mounts to set the right level.

Each section is quick and easy to mount, with precise attachments. Thanks to the ingenious Pinufix J system, three decking boards can be fixed in precisely the right position at a time. The plug connectors make it easy to align each section – simply pass the screws through the predrilled holes and attach to the substructure. This procedure significantly reduces the time and effort of mounting the boards. Our ingenious system has already attracted several innovation awards and has been patented in many countries. Thanks to the complete Pinufix terrace system, it's now possible for you to achieve enviably elegant results in no time at all.

TYPES OF WOOD

PROFILES

SURFACE TREATMENT

COMPLETE TERRACE SYSTEMS

PINUFIX

MOUNTING CLIP J



Patented mounting clips: easy to handle – in fact, so easy that these images almost explain how it's done by themselves

Laying the terrace decking boards is an extremely quick process – even without screws, the fitting is perfect

The design of the Pinufix mounting clips allows the boards to virtually hover on top of the substructure. This allows plenty of air to circulate and works wonders in terms of durability.

PRODUCT KNOWLEDGE

PRODUCT OVERVIEW



PINUFIX DPJ 300 cj | Plain, 21 x 120 mm

MOUNTING CLIP J



Material

Packaging unit

Polyoxymethylene

30

The terrace boards are easy to attach to the Pinufix clips. The system ensures everything is firmly in place and stays that way.



PINUFIX PROFILES

Easy to lay – immaculate for an eternity

The spotless beauty of your new decking boards and the complete Pinufix system produced by MOCOPINUS is there for all to see – for many years to come. The immediate impression is of an immaculate wood terrace, seemingly without any attachment. The character of the elegant boards is subtly underscored by a selection of carefully crafted materials.

The Pinufix system provides you with a choice of solid decking boards made of heat-treated Nordic pine or our premium WPC, Pinuform. The method for laying sections works the same way for both materials. Both types of board have special grooves down the back that mate with the clip. This delivers an exact fit and a firm hold, even if it's impossible to see how it was done once the boards have been laid.

NEW!

PINUFIX G4R



G4R 00 bb jn | planed

Type of Wood	Thickness in mm	Width in mm	Lengths in m*	Surface treatment
Nordic Pine	26	118	3,30/3,90/4,50	SPECIAL – Thermoline

Substructure R4R



R4R | planed



R4R grh/grh | planed, ribbed

Type of Wood	Thickness in mm	Width in mm	Lengths in m*	Surface treatment
Siberian Larch	44	44	4,00	CLASSIC – Larix
Douglas fir	44	68	3,00/4,00/5,10	CLASSIC – Douglas fir
Europ. Oak	45	58	4,20	CLASSIC – Quercus

NEW!

PINUFIX DPJ



DPJ 300 cj | Plain, sanded

Material	Thickness in mm	Width in mm	Lengths in m	Surface treatment
Wood-Plastic Composite	21	120	3,60/4,20/6,00	Composite standard colours

Substructure UCL 210



UCL 210

Material	Thickness in mm	Width in mm	Lengths in m	Surface treatment
Wood-Plastic Composite	40	60	4,00	P-0004 anthracite

*if available




PINUFORM DTS 110 cl | Timber, 25 x 175 mm

PINUFORM TERRACE SYSTEM

10 years
GUARANTEE

SOLID PROFILES



+

COLOURS + SURFACES

	Timber	Stone	Grooved (brushed)	Plain (sanded)
P-0001 light grey				
P-0002 dark brown				
P-0004 anthracite				

THE PINUFORM TERRACE SYSTEM

Solid decking boards for a robust result

The wood-plastic composite developed by MOCOPINUS provides you with a material that is not just extremely durable and retains its value, it is also extremely easy on the eyes, with an amazing allure that entices many to design their own beautiful terrace. The boards look elegant and uniform, with an appeal that would be diminished by seeing screws on the outside. This was another motivation for combining the Pinuform solid decking boards with a system that uses concealed mounting clips.

The profile of the boards makes it possible to almost completely hide the attachments using special brackets. The joins are extremely uniform, with only small spaces between materials. The boards remain undamaged and are totally easy and quick to mount. The matching substructure is available in the same material, meaning you can rest assured that the entire system will last. In fact we offer a 10-year warranty on materials as part of our standard terms and conditions.



MOUNTING CLIPS E AND T

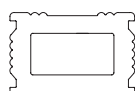


Starting clip



Mounting clip

SUBSTRUCTURE

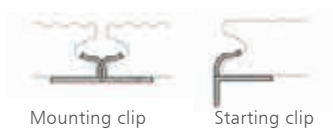


Solid Pinuform decking boards have a soul of wood: this premium quality composite is available in four different looks – Pinuform DTS and DGP have a different appearance on the front and the back. Each type comes in three colours: light grey, dark brown and anthracite.



PINUFORM DGP 230 cl | Plain, 25 x 175 mm

MOUNTING CLIPS T AND E



Mounting clip

Starting clip

Material

stainless steel

Packaging Unit

50 pieces of mounting clips
25 pieces of starting clips



PINUFORM PROFILES

The design you desire – durability by design

10 years
GUARANTEE

A decision to lay solid Pinuform decking boards reflects a personal preference for high quality when it comes to the appearance and function of your terrace. This expectation is fulfilled and even exceeded in the long term – not only thanks to the materials, but also the surfaces and the design of the construction. The wood-plastic composite used in Pinuform was developed by the MOCO-PINUS group of companies and is a tried and trusted technology. These robust boards are a solid material consisting of finely ground wood fibres from certified forests combined with premium quality polymers.

The boards measure 25mm by 175mm to provide you with thick, wide decking materials that have a high value and retain their strength and stability underfoot. In fact they are so robust that more space can be left underneath the decking boards. To discover more about the beautiful properties of your new 'outdoor living room', read about the Pinuform terrace system on page 20. To find out more about laying your terrace, turn to page 44. Tips on looking after your terrace are on page 32.

PINUFORM DTS



DTS 110 cl |
Timber/Stone

Material	Thickness in mm	Width in mm	Lengths in m	Surface treatment
Wood-Plastic Composite	25	175	4,00/5,00/6,00	Composite standard colours

10 years
GUARANTEE

NEW!

PINUFORM DGP



DGP 230 cl | Grooved (brushed) / Plain (sanded)

Material	Thickness in mm	Width in mm	Lengths in m	Surface treatment
Wood-Plastic Composite	25	175	4,00/5,00/6,00	Composite standard colours

10 years
GUARANTEE

Substructure UCL 210



UCL 210

Type of Wood	Thickness in mm	Width in mm	Lengths in m	Surface treatment
Wood-Plastic Composite	40	60	4,00	P-0004 anthracite

LOOKING AFTER YOUR TERRACE

Elegance that is easy to maintain

Solid MOCOPINUS decking boards already have what it takes to provide many years of enjoyment with your new terrace: the quality of the timber used to make the boards. The wood in our decking boards is ideal for use outdoors, even in areas exposed to harsh conditions. The same applies to our Pinuform products, which are made with an outstanding wood-plastic composite.

The types of wood we offer have been chosen for their excellent resilience to the elements. Despite this, you can also help extend the durability of the material by looking after your decking boards in the right way. For example, our wood oils were specially developed for this purpose, so they're ideal for adding a protective coat to terrace decking boards and garden furniture – not to mention fences, pergolas and carports.

Our paints and finishes are based on premium quality oils and resins to preserve and extend the original beauty of the timber. They also include natural colour pigments to protect them from damaging light and to freshen up the natural hue of the wood. By penetrating deep below the surface, they enhance the elasticity of the material and strengthen the resilience of the surface to water and dirt. All of our satin finish and open pore oils can be ordered from our online shop, where you will also find plenty of information on our products.



All colours of our MOCOPINUS professional lines can be ordered at www.mocopinus.com

▶ ONLINE SHOP



WOOD OIL W

oak grey

Water-based wood oil, solvent-free. Minimal odour, gentle on the environment and good for your wellbeing. Penetrates deep below the surface and dries quickly. For breathable surfaces that don't fracture or flake.



WOOD OIL

colourless or transparent coloured

A tried-and-tested oil specially developed for outdoor use. Penetrates deep within the wood and preserves the material's natural elasticity. Freshens up the natural colour of timber and protects it from water and dirt.



WPC OIL

colourless

A protective oil specially developed for wood-plastic composites used outdoors. Enhances resilience to the elements and preserves colour. Protects from water and dirt.

Terraces made of solid wood profiles

Already in love with the natural appearance of wood touched by the greying process of time? Then all your terrace needs now is regular cleaning, in fact you'll never need to treat the wood again.

Prefer to preserve the colour and look of fresh timber for as long as possible? Then the best option for you is to treat the wood regularly with a protective wood oil. This also makes it easier to look after wood in the long term, protects the material from rotting and thus preserves the value and durability of your terrace.

Looking after wood

- Preserving the colour: wood oil protects terraces from the natural greying process although it will never entirely stop it. Timbers always grey slightly over time.
- As time goes by, the oil gradually dissipates as it is used to fend off the elements. Also the ground affects the surface of boards. All of this results in gradual greying. To counteract this, the wood needs care and treatment with a wood oil. If the surface of wood is not already treated, greying will start immediately.
- Cleaning: dust and dirt absorb moisture and this can result in wood decking boards starting to rot. As a result, it is recommended that your terrace is cleaned thoroughly at least twice a year. This can be carried out with clean water and a stiff brush. If you want to use a high-pressure water cleaner, please use a surface cleaning solution. This protects the outside of the material and does an effective job at keeping your terrace clean. After cleaning and allowing sufficient time for the terrace to dry, oil again sparingly.

Terraces made of PINUFORM Wood-Plastic Composite (WPC)

A decision to lay Pinuform wood-plastic composite decking boards on your terrace is a reflection of your preference for an extremely long-lasting material. In fact it's so long-lasting, it comes with our 10-year warranty as part of our standard terms and conditions.

Looking after your terrace

- As a rule it's not normally necessary to treat the surface of Pinuform decking boards. However, if you do want to do something to preserve the value of your terrace and keep it looking really spick and span, you can still oil it. Before treating the boards, if you have DTS decking on your terrace, the materials should be given at least 6 months' exposure to the weather to allow the oil to be absorbed. Oil can be put on DGP and DPJ boards immediately.
- MOCOPINUS offer a special wood-plastic composite (WPC) oil for looking after your terrace. The WPC oil adds an extra barrier of protection to your decking boards to fend off water. It also adds a subtle sheen.
- Add one coat of protective oil per year, removing excess oil with a cloth.
- Allow the terrace to dry before walking on the decking boards again (at least 24 hours).
- Cleaning: to clean your Pinuform decking boards, we recommend using a solvent-free cleaning fluid which is pH-neutral. If boards are extremely dirty, you may also clean your terrace with a surface cleaning system or a high-pressure water cleaner. Set the water jet to no more than 50 bar and 55°C. Spray the surface of the decking boards from a distance of at least 20cm.



The right paint or protective coat for many outdoor areas. MOCOPINUS are not just experts in wood used in gardens. We can also provide you with the right products for external shutters, walls, ceilings and wooden floors.

THE SYSTEM WE USE FOR OUR PRODUCT NAMES

Standards that spell safety

MOCOPINUS were the first planing mill in Germany to implement all European standards for its timber products. The structure and naming of our range is based on a clear convention that is easy to follow. Products have uniform descriptions that are valid throughout Europe, making the range as transparent as possible and defining the features of each product.

Surface finish

(number 1 in the code after the profile name)

- 0 = planed
- 1 = fine-sawn
- 2 = structured
- 3 = structured + carved
- 4 = roughened
- 5 = rough sawn
- 8 = sanded

End profiling

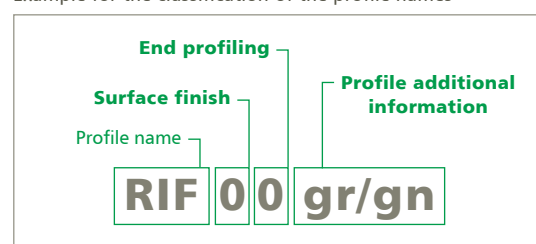
(number 2 in the code after the profile name)

- 0 = without end profiling
- 1 = end profiling butt joint
- 2 = end profiling chamfer
- 3 = end profiling U-joint

Profile additional information

- dn double groove profile
- d centre profile
- fe long tongue
- fk short tongue
- fx clamp installation
- gl bonded wood
- gr/ge frontside ribbed surface / backside planed surface
- gr/gr both sides ribbed surface
- gr/gn frontside ribbed surface / backside grooved surface
- hf profile with rear addition
- n backside groove
- rh/rh both sides ribbed surface + fillet
- st frontside profile rod
- uk intergrated substructure
- u5 shadow gap 5mm
- vf staggered tongue + groove

Example for the classification of the profile names



PREMIUM, X-TRA, SPECIAL
(facade and garden with treatment)

Surface	Syllable (suffix)
planed	-line
fine-sawn	-color
rough sawn	-saw

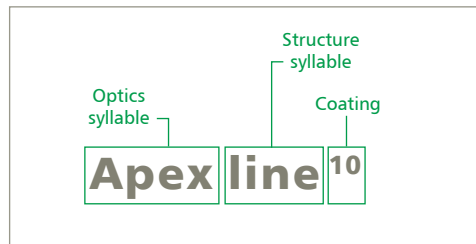
CLASSIC
(all applications without any treatment)

Surface	Syllable (suffix)
planed	-
fine-sawn	-on
structured	-tec
roughened	-ax
sanded	-tras

Information about the coating of the finished products can be found directly from the product names in the form of an exponent

Coating No. 10 = 1 x coat of paint without addition

Example for the classification of the product names of the surfaces



WPC profile type

DTS Deck Timber/Stone
DGP Deck Grooved/Plain
DPJ Deck Plain PINUFIX J

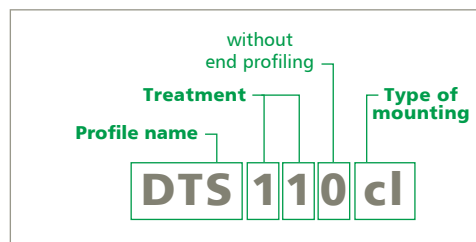
Treatment

1 = untreated
 2 = brushed
 3 = sanded

Type of mounting

cl Clip (standard)
cj Clip PINUFIX

Example for the classification of the Pinuform profiles





WOOD: DESIGNED BY NATURE

A gift but also a responsibility

Nordic coniferous wood

A major proportion of the timber processed by MOCOPINUS comes from northern Europe, where the long, cold winters result in extremely slow growth. This is good for the density of the timber and as a result, the wood is naturally strong and retains its shape.



PEFC certification

The PEFC programme (Programme for the Endorsement of Forest Certification) offers official certification for forestry operations. This confirms that an organisation is managing the forest properly and that raw materials – i. e., timbers – are being treated as naturally as possible and sustainably. Downstream operators in the timber supply chain, which include MOCOPINUS, can gain PEFC Chain of Custody (CoC) certification as proof that they procure raw materials from such forests.



FSC® certification

The Forest Stewardship Council® (FSC®) is an international, not-for-profit organisation that offers a seal of approval with the aim of making environmental and socially responsible forest management more visible on product packaging. FSC® CoC certification is proof and confirmation of the sustainable sourcing of raw materials.

LOOK OUT FOR FSC®-CERTIFIED PRODUCTS



EMAS – EC eco-auditing

EMAS (Eco-Management and Audit Scheme) denotes a voluntary commitment made by companies and organisations to continuously improve and monitor environmental protection within the company. Companies involved in EMAS undertake to issue an environmental statement as part of an annual internal auditing process. In this statement, they define precisely the work they are undertaking with respect to environmental protection and present data such as their use of resources, energy use, emissions and waste. The overall aim is to reduce their consumption of materials and resources.



The Blue Angel ('Der Blaue Engel')

Originally from Germany, The Blue Angel was the world's first environmental endorsement scheme and it still makes an important contribution to accelerating structural changes in the economy and fostering sustainable development. It sends a clear signal to consumers: products bearing The Blue Angel adhere to the best possible environmental principles.

FITTING ADVICE

SOLID DECKING BOARDS

Building on experience – a masterly performance



Make sure the ground under the decking boards is level. Cover the ground with a weed barrier to prevent plants from growing between the boards. Even better: lay a water-permeable base layer of gravel, thick enough for severe frost. The boards should be installed on a substructure consisting of structural beams suitable for outdoor use. Ideally, use the same material as the material used for the decking boards. It is important that the substructure beams do not touch the ground and they should be spaced 40 to 60cm apart, depending on the thickness of the boards. To ensure water can run off the decking boards, there should be a slight incline of approximately 2%. Boards must not rest directly on the substructure as this could cause water logging. Instead, use rust-proof metal spacers.



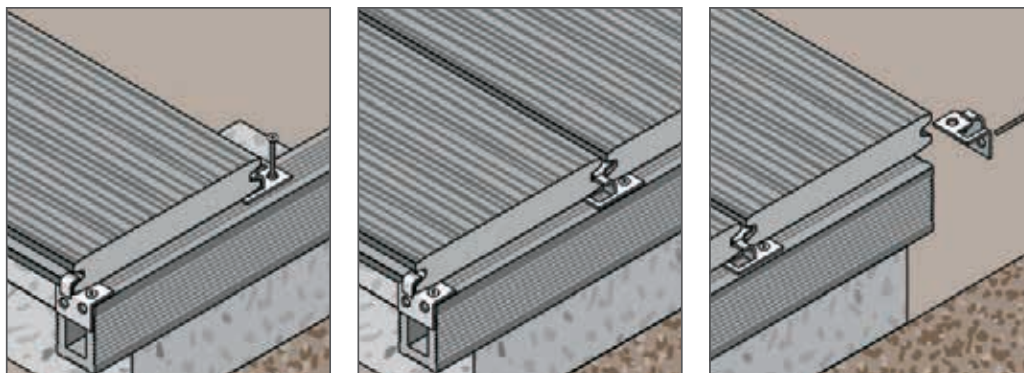
The terrace must be sufficiently ventilated under the boards. Pre-drill holes for the screws or use self-drilling screws to prevent the boards from cracking. A gap of between 5 and 10mm should be left between boards, which should be fitted to the substructure using rust-proof screws (e.g., stainless steel). The length of screws should be about 2½ times the thickness of the boards. The screws should be positioned between 2 and 5cm from the end of the boards to prevent cracking. The moisture content of the boards should be no more than 18% at the time of installation. A higher or lower moisture content makes decking boards more vulnerable to warping as a result of swelling and shrinking.

Weathering is a natural process with wood. The boards will also preserve their natural beauty if you regularly remove leaves, dirt and soil. Over time, exposure to UV light will also cause greying in untreated wood. If you want to delay the effect of greying, apply a pigmented coating. A really effective way to slow greying is to treat boards with MOCOPINUS wood oils with colour pigments.

LAYING INSTRUCTIONS USING PINUFORM TERRACE DECKING BOARDS

Perfectly mounted for uncompromising elegance

To lay your terrace, you need a load-bearing base made of gravel, grit, chippings, paving, flagstones, concrete or any equivalent solid foundation. Also, ensure the base has sufficient drainage. Position the substructure so it is flush with the base, with a slight incline of 1-2% in the direction of the decking boards. This is important so rainwater can run off. Do not fix the substructure to the ground (floating construction) – instead, use terrace mounts. If there is a level transition to the ground around the terrace, leave a 15mm gap between any solid garden elements or lay a gravel border of at least 15cm to allow for drainage and ventilation. The decking boards should not protrude more than 5cm over the substructure.



A simple way to fix boards and conceal the fitting is to use assembly brackets. Start by fixing the edge brackets. Pre-drill a hole for the screw with a diameter of 2.5mm and then fix stainless steel screws (4 x 35mm) into the substructure. Slide the first decking board into the edge brackets until it stops.

Next, keeping the assembly bracket straight, push the bracket as far as it will go into the side groove on the terrace board and fix it in place with stainless steel screws. The screw heads should be flush with the surface of the assembly brackets. Repeat this process until the terrace is the required width. The assembly brackets provide a uniform gap between boards of around 5mm.

Click the edge brackets into the end groove on the final board and screw them to the side of the crossways substructure (which should be pre-drilled with a 2.5mm hole). If it's necessary to screw the end board in from above, pre-drill with a longer hole of 10mm. It's important to pay attention to the direction of the decking boards and always adhere to the direction of the arrows on the side of the boards to prevent 'crisscrossing'.

The last boards should be fixed with screws 25cm apart (pre-drill holes). Leave a gap of at least 15mm between walls and fixed garden elements. Only use screws at the end of boards to fix the final board along the front edge and also use a rubber pad.

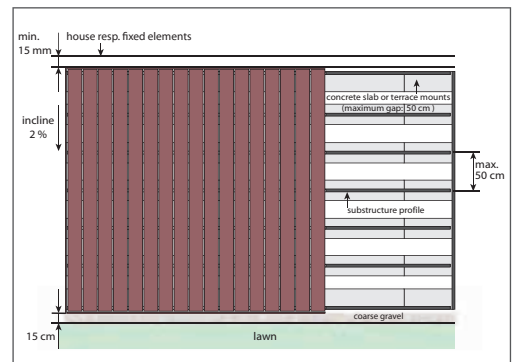
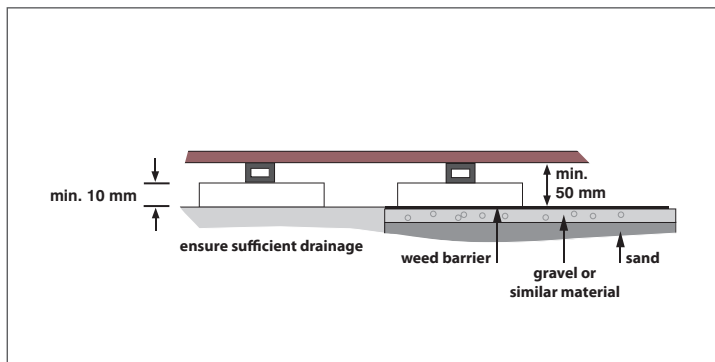
LAYING INSTRUCTIONS – PINUFIX


Easy to lay – beautiful to look at

To lay your terrace, you need a compact load-bearing base made of gravel, grit, chippings, paving, flagstones, concrete or any equivalent solid foundation. Also ensure the base has sufficient drainage. Position the substructure so it is flush with the base with a slight incline of 2% in the direction of the decking boards. This is important so rainwater can run off. Leave a gap of at least 15mm between walls and fixed garden elements. If there is a level transition to the ground around the terrace, leave a 15mm gap between any solid garden elements or lay a gravel border of at least 15cm to allow for drainage and ventilation.



The terrace must be sufficiently ventilated under the boards. The gap between the ground and the boards should be at least 50mm. The gaps between elements must be left empty. It must be possible for water to run off under the substructure.

Do not fix the substructure to the ground (floating construction). If necessary use terrace mounts. Pinuform composite grid elements (UCL 210) provide a substructure for the complete Pinufix terrace system. These should be laid no more than 50cm apart. Alternatively, lay a wooden substructure in accordance with standard EN 335-2 (which stipulates the durability of timber products).





There are special Pinufix clips to fix solid boards to the substructure. These can be positioned with absolute accuracy and each strip takes three boards at a time. Position the strips lengthways along the substructure using plug connectors. Pass the screws through the predrilled holes on the substructure and attach each strip (stainless steel screws: 4.0 x 35mm or 4.5 x 35mm). The screw heads should be flush with the surface of the clips (screw in upright).



Next, lay the decking boards on the clips and tap into place. What could be simpler? If you have longitudinal joints, each decking board should be laid on a separate substructure beam and attached with clips. Ensure the joints allow sufficient space for expansion of the boards (min. 5mm).



PINUFORM DGP 230 cl | Grooved, 25 x 175 mm

Terrace profiles

	Type of Wood	Thickness in mm	Width in mm	Lengths in m*	Surface treatment
RIF					
RIF 00 gr/gn ribbed / grooved, planed	Siberian Larch FSC®	26,5	140	3,00/4,00/5,10/6,00	CLASSIC – Larix
		44,5	140	3,00/4,00/5,10	
	Douglas fir	26,5	140	3,00/3,60/4,00/4,20/4,80/5,00/5,40	CLASSIC – Douglas fir
		44,5	140	3,00/4,80	
RIF 00 gr/gr ribbed / ribbed, planed	Siberian Larch FSC®	26,5	140	3,00/4,00/5,10/6,00	CLASSIC – Larix
	Siberian Larch	32,5	140	available upon request	CLASSIC – Larix
	Europ. Oak	21	150	1,80/2,20	CLASSIC – Quercus
G4R					
G4R 00 planed	Siberian Larch FSC®	26,5	140	4,00	CLASSIC – Larix
		26,5	140	4,00	X-TRA – Apexline ¹⁰
	Europ. Oak	21	150	1,80/2,20	CLASSIC – Quercus
		21	150	1,80/2,00 **	X-TRA – Apexline ¹⁰
		21	58	2,40 **	

** both dimensions can be laid combined

► Frames

	Type of Wood	Thickness in mm	Width in mm	Lengths in m*	Surface treatment
R4R					
R4R 00 grh/grh planed, ribbed	Europ. Oak	45	58	2,00/2,40	CLASSIC – Quercus



PINUFIX

	Type of Wood	Thickness in mm	Width in mm	Lengths in m*	Surface treatment
PINUFIX G4R					
G4R 00 bb jn planed curved	Nordic Pine	26	118	3,30/3,90/4,50	SPECIAL – Thermoline
PINUFIX DPJ					
DPJ 300 cj Plain (sanded)	Wood-Plastic Composite	21	120	3,60/4,20/6,00	Composite standard colours

*if available

PINUFIX

▶ Mounting clip

Material	Dimensions in mm	Thickness in mm	Requirement	Packaging unit
----------	------------------	-----------------	-------------	----------------

PINUFIX J



Polyoxymethylene	330 x 44	16,5	30 pieces for 10 running meters substructure	30
------------------	----------	------	--	----

▶ Substructure

Type of Wood	Thickness in mm	Width in mm	Lengths in m	Surface treatment
--------------	-----------------	-------------	--------------	-------------------

R4R



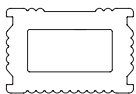
R4R | planed



R4R grh/grh | planed, ribbed

Siberian Larch	44	44	4,00	CLASSIC – Larix
	44	68	3,00/4,00/5,10	
Douglas fir	44	68	4,20	CLASSIC – Douglas fir
Europ. Oak	45	58	2,00/2,40	CLASSIC – Quercus

UCL 210



Wood-Plastic Composite	40	60	4,00	P-0004 anthracite
------------------------	----	----	------	-------------------

PINUFORM

Type of Wood	Thickness in mm	Width in mm	Lengths in m	Surface treatment
--------------	-----------------	-------------	--------------	-------------------

PINUFORM DTS



10 years
GUARANTEE

DTS 110 cl | Timber/Stone

Wood-Polymer Composite	25	175	4,00/5,00/6,00	Composite standard colours
------------------------	----	-----	----------------	----------------------------

NEW!

PINUFORM DGP



10 years
GUARANTEE

DGP 230 cl | Grooved (brushed) / Plain (sanded)

Wood-Polymer Composite	25	175	4,00/5,00/6,00	Composite standard colours
------------------------	----	-----	----------------	----------------------------

PINUFORM

► Mounting clips

	Material	Dimensions in mm	Thickness in mm	Requirement	Packaging unit
--	----------	------------------	-----------------	-------------	----------------

CLIP T



Mounting clip

V2A stainless steel
V4A stainless steel
(chlorine-resistant)

35 x 40

1,5

50 pieces for approx.
3,5 m²

50*
* incl. 50 pieces V2A/
V4A stainless steel
screws 4x35 mm

CLIP E



Starting clip

V2A stainless steel
V4A stainless steel
(chlorine-resistant)

35 x 20

1,5

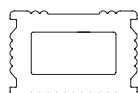
25*

* incl. 50 pieces V2A/
V4A stainless steel
screws 4x35 mm

► Substructure

	Type of Wood	Thickness in mm	Width in mm	Lengths in m	Colour
--	--------------	-----------------	-------------	--------------	--------

UCL 210



Wood-Polymer
Composite

40

60

4,00

P-0004 anthracite

► End strips

	Type of Wood	Thickness in mm	Width in mm	Lengths in m	Colour
--	--------------	-----------------	-------------	--------------	--------

LRR

LRR 110 | grooved

Wood-Plastic
Composite

10

88

4,00

Standard colours *

LRR 330 | sanded

Wood-Plastic
Composite

10

88

4,00

Standard colours **

* fitting for DTS 110 cl

** fitting for DGP 230 cl and DPJ 300 cj



PINUFORM DTS 110 cl | Timber, 25 x 175 mm

THE MOCOPINUS RANGE OF PRODUCTS

LIVING. WOOD. IDEAS.

Express yourself and explore your ideas with wood. To find out more about the complete MOCOPINUS range, visit our website.



All colours offered in our MOCOPINUS professional lines can be ordered at www.mocopinus.com



► COLOUR



Quality you can see, feel and sense. For samples of our woods, boards and colours, go to www.mocopinus.com



► SAMPLES



► BROCHURES

MOCOPINUS GmbH & Co. KG

Head office

Heuweg 3
D-89079 Ulm
Tel.: +49 731 165-0
Fax: +49 731 165-215

Planing mill Karlsruhe

Südliche Uferstraße 3
D-76189 Karlsruhe
Tel.: +49 721 9595-0
Fax: +49 721 9595-100

Planing mill Ammelshain

Bauhofstraße 1
D-04683 Naunhof Ammelshain
Tel.: +49 34293 518-0
Fax: +49 34293 518-23



info@mocopinus.com
www.mocopinus.com

▶ ONLINE SHOP

mocopinus

LIVING. WOOD. IDEAS.